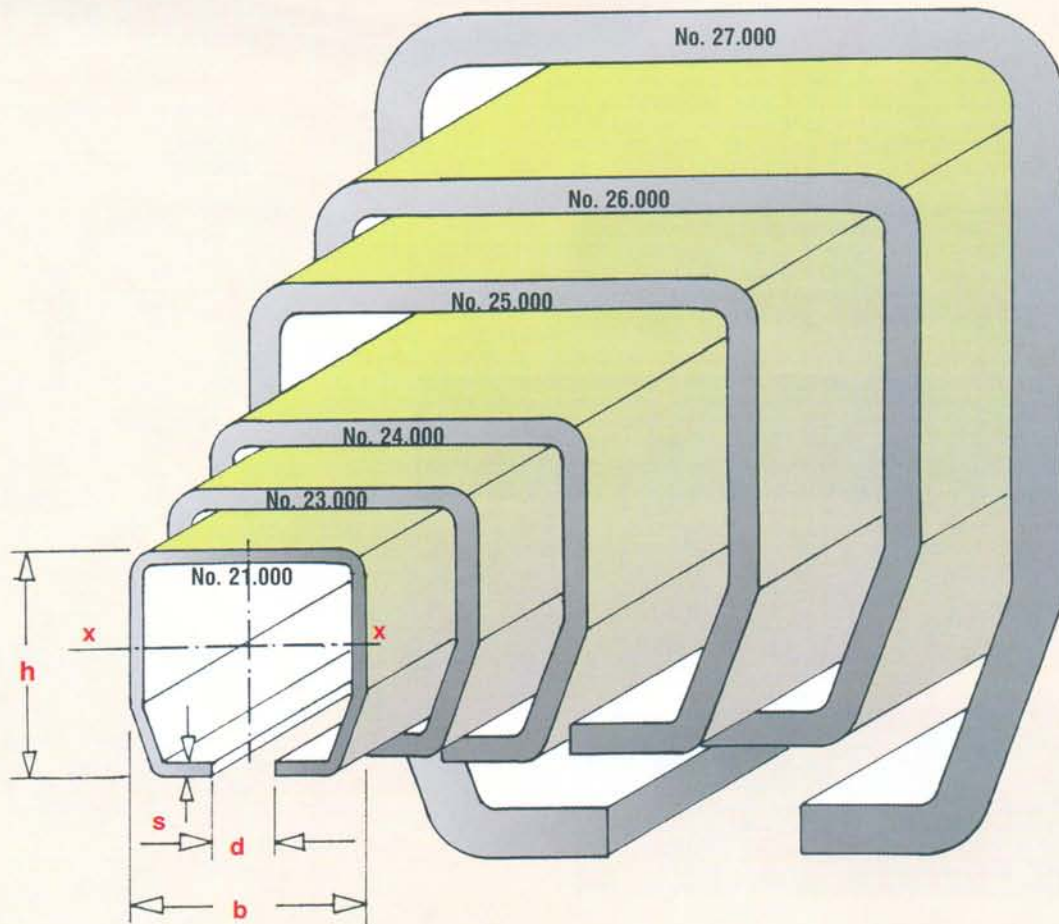






-  TRACK PROFILE
-  LAUFSCHIENEN
-  PROFIL DU RAIL
-  ΠΡΟΦΙΛ ΡΑΓΑΣ




NIKO Profile No.	21.000	21.010	23.000	23.010	24.000	25.000	26.000	27.000
Dimension h (mm)	28	28	35	35	43.5	60	75	110
Dimension b (mm)	30	30	40	40	48.5	65	80	90
Dimension d (mm)	8	8	11	11	15	18	22	25
Dimension s (mm)	1.75	1.50	2.75	1.90	3.20	3.60	4.50	6.50

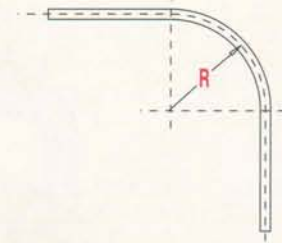


-  All the above tracks are steel and zinc plated.  
The tracks No 21.000-24.000-25.000 and their basic fittings can be also delivered in stainless steel.
-  Die oben erwähnten Laufschiene sind in Eisen blanke oder galvanisch verzinkte Ausführung erhältlich.  
Laufschiene Nr. 21.000-24.000 & 25.000 und einigen Passenden Zubehörteile sind auch in NIROSTA-Qualität Lieferbar.
-  Tous les rails ci-dessus sont en acier et galvanisés. Les rails no 21.000-24.000 et 25.000 ainsi que leurs accessoires peuvent également être livrés en acier inoxydable.
-  Όλες οι παραπάνω ράγες είναι χαλύβδινες και επιμεταλλωμένες. Οι ράγες N.21.000-24.000-25.000 και βασικά τους εξαρτήματα μπορούν να παραδοθούν και σε ανοξείδωτο χάλυβα.

-  **TRACK BEND**
-  **LAUSCHIENEBOGENSTÜCK**
-  **RAIL DE ROULEMANT**
-  **ΚΑΜΠΥΛΗ ΡΑΓΑΣ**

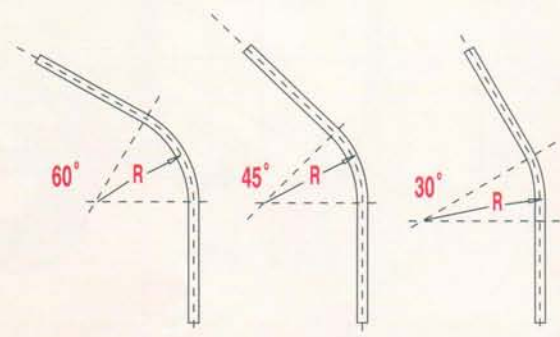


NIKO Profile No.	21.000	23.000	24.000
Track bend 90° No.	21.C02/04	23.C04	24.C04
Small radius R (mm)	205 ± 10 / 400 ± 10	400 ± 15	440 ± 15
Track length L (mm)	2000	2000	2000



NIKO Profile No.	21.000	23.000	24.000	25.000	26.000	27.000
Track bend 90° No.	21.C06	23.C07	24.C06	25.C06	26.C08	27.C10
Standart Radius R (mm)	650 ± 10	690 ± 15	580 ± 15	580 ± 15	770 ± 20	1035 ± 20
Track length L (mm)	2000	2000	2000	2000	3000	3000

NIKO Profile No.	21.000	23.000	24.000
Track bend 60° No.	21.C12/14	23.C14	24.C14
Track bend 45° No.	21.C22/24	23.C24	24.C24
Track bend 30° No.	21.C32/34	23.C34	24.C34
Small radius R (mm)	205 ± 10 / 400 ± 10	400 ± 15	440 ± 15
Track length L (mm)	2000	2000	2000



NIKO Profile No.	21.000	23.000	24.000	25.000	26.000	27.000
Track bend 60° No.	21.C16	23.C17	24.C16	25.C16	26.C18	27.C20
Track bend 45° No.	21.C26	23.C27	24.C26	25.C26	26.C28	27.C30
Track bend 30° No.	21.C36	23.C37	24.C36	25.C36	26.C38	27.C40
Standart Radius R (mm)	650 ± 10	690 ± 15	580 ± 15	580 ± 15	770 ± 20	1035 ± 20
Track length L (mm)	2000	2000	2000	2000	3000	3000